

*Handwriting*

*Letter Formation and Phonics Instructional Presentation*

*Handwriting:*

*The following pages can be used to demonstrate correct letter formation to beginning writers.*

*Phonics:*

*Each page has examples of words that show the different sounds each letter makes.*



cat



baby


last

was

A handwriting practice area consisting of four horizontal lines: a top dashed line, a middle solid line, a baseline solid line, and a bottom dashed line. On the left side, the letter 'A' is formed by a sequence of dark blue dots, starting from the baseline and extending to the top dashed line. The rest of the area is blank for practice.












A handwriting practice area consisting of three horizontal lines: a top dashed line, a middle solid line, and a bottom solid line. On the left side, there are two dotted uppercase letters 'C' for tracing. The rest of the area is blank for independent practice.





















Handwriting practice lines consisting of a dashed top line, a solid middle line, and a dashed bottom line. On the left side, there are two vertical columns of dots: the first column has 10 dots and the second column has 8 dots, both starting from the middle line and extending upwards.




J

jog



J








A handwriting practice area consisting of three horizontal lines: a top dashed line, a middle solid line, and a bottom solid line. On the left side, there are two dotted uppercase letters 'K' for tracing. The rest of the area is blank for independent practice.














*on*


*open*

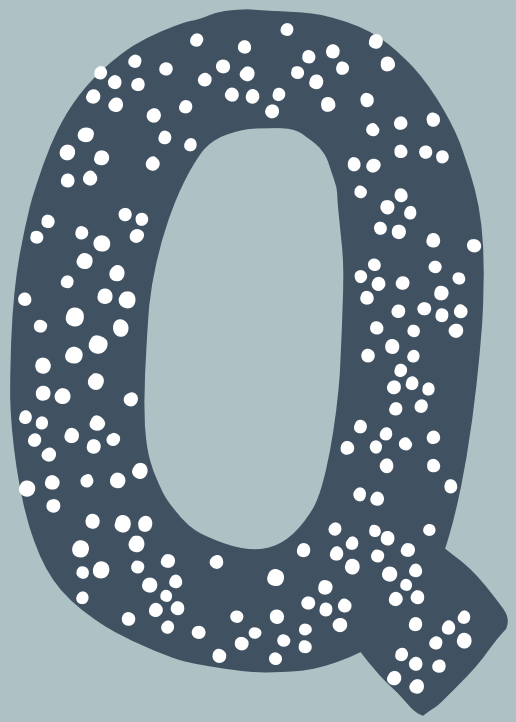
*to*

*love*

A handwriting practice area consisting of four horizontal lines: a top dashed line, a middle solid line, a baseline solid line, and a bottom dashed line. On the left side, there are two dotted words for tracing: 'on' and 'open'. The rest of the lines are blank for independent practice.









queen


plaque

A handwriting practice area with four horizontal lines: a top dashed line, a middle solid line, a bottom solid line, and a bottom dashed line. On the left side, the letters 'Q' and 'q' are formed by a sequence of dark blue dots. The 'Q' is positioned between the middle and bottom solid lines. The 'q' is positioned between the middle and bottom solid lines, with its descender extending down to the bottom dashed line. The rest of the lines are empty for practice.













A handwriting practice section featuring a set of four horizontal lines: a top dashed line, a middle solid line, a bottom solid line, and a bottom dashed line. On the left side, there are two dotted uppercase letters, 'T' and 'A', for tracing. The rest of the lines are blank for independent practice.














box





yes

gym

by

baby

